





Marking and Assessment

The pictures below show the symbols we use to show how successful learning has been.

-  exceeded (did better) than the expected learning objective
-  Achieved the learning objective
-  Needs to consolidate the learning objective
-  didn't meet (didn't do as well) as the expected learning outcome

Next steps or improvements will be indicated
Some teachers use tabs. ALL teachers allow time for children to respond to feedback.



Two stars



and a wish.

Peer and self-assessment used to comment on learning by referring to success criteria

VF = Verbal Feedback given by teacher or TA **i= independent work** **s= support**

i/s= independent then supported **s/i= supported then worked independently**

PA and child's initial to indicate who has 'peer assessed' the work

Faces or traffic lights used to show how confident you feel about your work (be honest!) *They should be a certain size, neat and not too elaborate.*



Pupil Feedback- this will be used as age appropriate. Younger children will talk about their learning rather than record in writing.
WINK (what I now know) or a comment to indicate what you have learned in the lesson that you didn't know before? This is your chance to tell your teacher about your learning and how well you have been challenged. How hard did you have to think?

Presentation Policy

P →

presentation needs improving

T →

not enough work for the time given



Purple polishing pens for editing work, responding to next step comments and marking their maths etc.

Teachers to use a different colour- NOT PURPLE!!!!



Orange writing assessment books-(KS2) either used just for levelling writing every half term **but** if next step is given, ch need to be given chance to respond to marking.

Termly spelling assessments also to be recorded in this book.

Rulers: all dates, titles, WALTs underlined.

If children make a mistake they must cross out neatly with a ruler (no scribbling!)

Rubbers are discouraged.

Expectations of work to be neat- margins are not necessary but numbers of questions need to be neat and tidy.

Spelling mistakes for children to re-write should only be words the ch should know i.e. high frequency words which are very commonly used.